



K10

THE
ELEGANCE
OF THE
ESSENTIAL

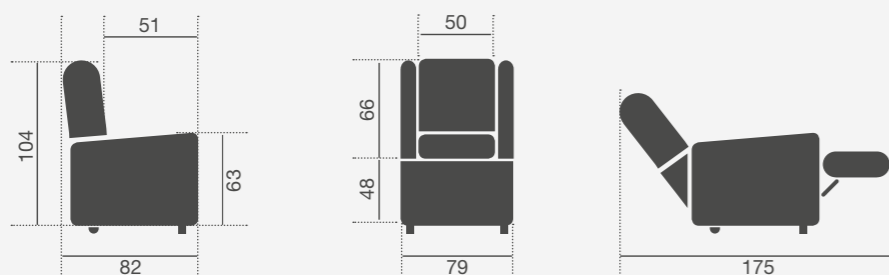
Cod. **K10-2**

Cod. **K10-2R**


- Struttura in ferro e legno
- Imbottitura in poliuretano espanso indeformabile a densità differenziata
- Meccanica 2 motori con funzioni Lift / Relax / Bed
- Tessuto di qualità con alta resistenza all'usura

- Iron and wood structure
- Padding in non-deformable polyurethane foam with differentiated density
- 2-engine mechanics with Lift/Relax/Bed functions
- Quality fabric with high wear resistance

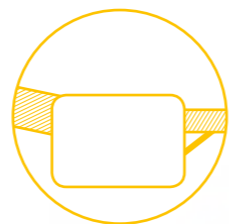
Dimensioni / Dimensions



Posizioni / Positions



Roller opzionali
Optional Roller system



Bedsystem
Bedsystem



Portata
Weight capacity

